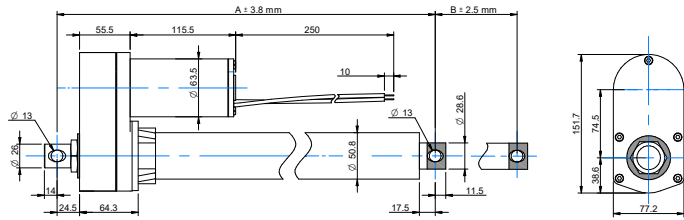


# DMA Series / ball screw / 102 - 610mm / 7000N

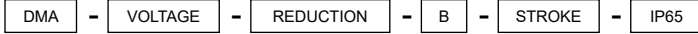
**DRAWING**  
(mm)



**PHOTO**



**MODEL NO. DESIGNATION**



Example: DMA-12-20-B-305-IP65

**ACTUATOR DATA**

	5	10	20	30	40
Reduction	5	10	20	30	40
Voltage (VDC)	12/24	12/24	12/24	12/24	12/24
Current at max. dynamic load (A)	28/14	18/9	13/7	13/7	11/5.5
Max. dynamic load (N)	2600	3500	4500	6000	7000
Max. static load (N)	13600	13600	13600	13600	13600
Speed at max. dynamic load (mm/s)	47.2	26.7	14.3	9.8	7.4
Speed at no load (mm/s)	67.1	33.5	16.8	11.2	8.4

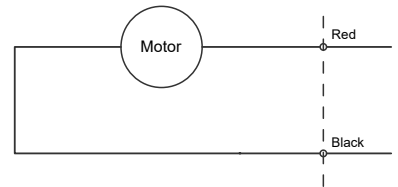
**ACTUATOR STROKE DATA**

	102	153	203	305	457	610
Stroke length and version B (mm)	102	153	203	305	457	610
Retracted length A (mm)	302	353	404	506	735	888
Life time number single strokes	39.000	26.000	20.000	13.000	8.700	6.500
Weight (kg)	4.3	4.6	4.9	5.4	6.2	7.8

**ACTUATOR FEATURES AND STANDARD DATA**

	STANDARD	CUSTOMIZATION OPTIONS
Type	Electric linear actuator	
Motor type	Brush PM DC motor	
Cable	Flying wire 250 mm	Length, type and connector
Voltage	12 or 24 VDC	36 or 48 VDC
Screw type	Ball screw	
Noise level	≤ 70 dB (A)	
Life time	4 million mm total stroke	
Limit switches	N/A	
Overload protection	By clutch	
Direction movement	By reversing voltage polarity	
Stroke tolerance	±2.5 mm	
Duty cycle	25%	
Max. duty operational time	2 min. max. dynamic load	
Protection class	IP65	
Insulation class	F	
Max. motor winding temp.	155 °C	
EMC	EN55014 IEC61000	
Gear box	Metal spur gears	
Gear box material	Aluminum alloy	
Rod and house material	Steel 12L14 STKM11A	
Feedback options	Potentiometer	
Operating and storage temperature	-26°C~+65°C	-50°C~+65°C
Manufacturing quality standards	ISO 9001:2008	
RoHS	Yes	
CE label	Yes	

Motor wiring



	Red	Black
Extend	+	-
Retract	-	+